






































































































Campeonato Nacional Age Group, Juvenil y Mayores de Gimnasia Artística 2024 Medellín 1 al 5 de Mayo
Women – Nivel 1 CONSUGI – All-Around

Coach					E1	E2	E3	E4	E5	E	D	Pen	Total	Total
1. #238 REYES	Antonella	Nivel 1 CONSUGI	Boyacá		9.0	8.9	9.0	8.7		8.950	1.6		10.550	43.750
					9.0	8.8	9.0	8.9		8.950	2.8		11.750	
					7.6	7.5	7.5	8.0		7.550	3.0		10.550	
					7.8	7.9	8.1	8.5		8.000	2.9		10.900	
2. #244 BOTERO	Mariana	Nivel 1 CONSUGI	Norte de Santander		8.9	8.7	8.4	8.6		8.650	2.0		10.650	42.800
					8.5	8.4	8.3	8.2		8.350	2.7		11.050	
					6.9	7.1	7.6	7.5		7.300	2.8		10.100	
					8.0	7.6	8.2	8.5		8.100	2.9		11.000	
3. #243 ESTUPIÑAN	Juana	Nivel 1 CONSUGI	Norte de Santander		8.9	8.7	8.8	8.3		8.750	1.6		10.350	41.300
					8.0	8.1	8.1	8.1		8.100	2.7		10.800	
					6.2	6.7	7.0	5.9		6.450	2.9		9.350	
					8.3	7.6	8.1	7.9		8.000	2.8		10.800	
4. #237 CASTRILLON	Sara	Nivel 1 CONSUGI	Bogotá		9.1	8.9	8.9	9.0		8.950	1.6		10.550	38.300
					8.6	8.6	8.3	8.0		8.450	2.2		10.650	
					5.5	5.3	4.5	4.7		5.000	1.6		6.600	
					7.3	7.5	7.7	7.9		7.600	2.9		10.500	
5. #240 ARIAS	Maria	Nivel 1 CONSUGI	Cundinamarca		7.9	7.8	7.9	7.7		7.850	1.6		9.450	37.900
					8.0	8.3	7.6	7.7		7.850	1.4		9.250	
					6.6	6.3	7.0	7.1		6.800	2.2		9.000	
					7.2	7.5	7.5	7.5		7.500	2.7		10.200	
6. #241 GOMEZ	Sara	Nivel 1 CONSUGI	Cundinamarca		8.2	7.6	7.5	7.7		7.650	1.6		9.250	37.650
					7.8	8.1	7.6	8.3		7.950	2.0		9.950	
					6.3	6.3	6.0	5.9		6.150	2.2		8.350	
					7.5	7.4	7.2	7.4		7.400	2.7		10.100	
7. #233 FERNANDEZ	Martina	Nivel 1 CONSUGI	Antioquia A		8.8	8.6	8.5	8.5		8.550	1.6		10.150	37.650
					7.2	7.7	7.6	7.9		7.650	0.8		8.450	
					6.8	7.4	6.4	6.4		6.600	2.2		8.800	
					7.4	7.3	7.5	7.0		7.350	2.9		10.250	
8. #230 SOTO	Daralin	Nivel 1 CONSUGI	Antioquia A		8.2	7.7	8.2	8.3		8.200	1.6		9.800	36.800
					8.2	8.5	8.4	8.1		8.300	2.4		10.700	
					5.0	5.6	6.1	6.0		5.800	1.1		6.900	
					6.6	6.4	6.6	6.6		6.600	2.8		9.400	

				Coach		E1	E2	E3	E4	E5	E	D	Pen	Total	Total
9. #245	SEVILLA	Abbie	Nivel 1 CONSUGI	Atlantico		8.2	8.3	8.0	8.3		8.250	2.0		10.250	36.250
						6.1	6.5	6.7	6.7		6.600	0.8		7.400	
						5.6	5.4	5.7	5.2		5.500	2.3		7.800	
						8.1	8.1	7.7	8.2		8.100	2.7		10.800	
10. #252	MOLANO	Juliet	Nivel 1 CONSUGI	Tolima		8.2	8.2	8.2	8.5		8.200	1.6		9.800	36.150
						7.0	7.0	7.0	6.6		7.000	1.3		8.300	
						5.8	5.6	5.6	5.5		5.600	2.2		7.800	
						7.3	7.2	7.6	7.7		7.450	2.8		10.250	
11. #232	RAMIREZ	Luciana	Nivel 1 CONSUGI	Antioquia A		8.1	8.2	8.3	8.0		8.150	1.6		9.750	35.800
						7.0	7.5	7.3	7.1		7.200	0.8		8.000	
						6.0	6.3	6.1	5.7		6.050	2.2		8.250	
						7.3	7.4	6.9	6.6		7.100	2.7		9.800	
12. #249	PAUL	Ana	Nivel 1 CONSUGI	Tolima		8.8	8.8	8.3	8.1		8.550	1.6		10.150	35.650
						5.7	5.7	5.8	6.0		5.750	1.3		7.050	
						6.0	6.5	6.1	6.3		6.200	2.2		8.400	
						7.0	7.5	6.6	7.5		7.250	2.8		10.050	
13. #251	GOMEZ	Juanita	Nivel 1 CONSUGI	Tolima		8.1	8.1	7.8	7.7		7.950	1.6		9.550	35.350
						6.0	6.8	6.9	6.5		6.650	1.3		7.950	
						5.4	5.5	5.1	4.9		5.250	2.8		8.050	
						7.3	7.3	7.1	7.0		7.200	2.6		9.800	
14. #239	QUINTERO	Maria	Nivel 1 CONSUGI	Cundinamarca		7.4	7.7	7.2	8.0		7.550	1.6		9.150	35.000
						6.0	6.6	6.7	6.3		6.450	1.4		7.850	
						5.7	6.5	5.9	5.6		5.800	2.1		7.900	
						7.4	7.7	7.4	7.3		7.400	2.7		10.100	
15. #235	AGUDELO	Maria	Nivel 1 CONSUGI	Antioquia B		8.0	8.2	7.8	7.9		7.950	1.6	-0.3	9.250	34.700
						6.8	7.2	7.4	7.4		7.300	0.8		8.100	
						6.3	5.7	5.7	6.0		5.850	2.2		8.050	
						7.2	7.1	7.2	7.4		7.200	2.1		9.300	
16. #236	GALLEGO	Maria	Nivel 1 CONSUGI	Antioquia B		8.1	7.9	8.1	7.6		8.000	1.6		9.600	34.100
						7.0	7.7	7.3	7.6		7.450	0.8		8.250	
						5.5	5.1	4.3	5.9		5.300	1.5		6.800	
						7.3	7.6	7.2	7.1		7.250	2.2		9.450	

Coach				E1	E2	E3	E4	E5	E	D	Pen	Total	Total
17. #242	RAMIREZ	Zen	Nivel 1 CONSUGI	Cundinamarca	 8.2	8.3	7.9	8.2	8.200	1.6		9.800	33.900
				 8.0	7.8	8.2	7.8	7.900	1.9			9.800	
				 3.9	4.2	4.7	4.0	4.100	1.7			5.800	
				 6.6	6.8	7.0	7.1	6.900	1.6			8.500	
18. #248	SANDINO	Susana	Nivel 1 CONSUGI	Atlantico	 7.7	7.8	7.6	7.3	7.650	1.6		9.250	33.700
				 7.4	7.3	7.9	7.7	7.550	1.4	-0.5		8.450	
				 3.9	4.4	4.4	3.8	4.150	1.5			5.650	
				 7.7	7.5	7.9	7.6	7.650	2.7			10.350	
19. #234	ATENCIO	Bianca	Nivel 1 CONSUGI	Antioquia B	 6.6	6.9	6.6	6.3	6.600	1.6	-0.1	8.100	33.100
				 7.2	7.4	7.2	7.3	7.250	0.8			8.050	
				 4.1	4.5	4.0	5.0	4.300	2.7			7.000	
				 7.9	7.4	7.1	8.0	7.650	2.3			9.950	
20. #254	VALENCIA	Marianella	Nivel 1 CONSUGI	Valle del Cauca	 9.0	9.0	8.9	8.7	8.950	1.6		10.550	33.100
				 6.0	6.4	6.5	6.0	6.200	1.3			7.500	
				 6.0	6.0	6.2	6.5	6.100	1.0			7.100	
				 6.3	6.7	6.6	6.1	6.450	1.5			7.950	
21. #247	PEINADO	Sofia	Nivel 1 CONSUGI	Atlantico	 8.3	8.3	8.6	8.4	8.350	1.6		9.950	32.750
				 7.0	7.2	7.2	7.0	7.100	1.4			8.500	
				 3.4	3.6	2.5	3.6	3.500	1.6			5.100	
				 6.8	7.1	7.5	7.3	7.200	2.0			9.200	
22. #246	LEON	Maria	Nivel 1 CONSUGI	Atlantico	 7.7	7.6	7.8	7.2	7.650	1.6		9.250	29.700
				 7.6	7.7	7.5	7.3	7.550	1.4			8.950	
				 5.6	5.0	4.5	5.5	5.250	0.9	-4.0		2.150	
				 7.0	7.3	7.5	7.0	7.150	2.2			9.350	
23. #231	MORENO	Isabella	Nivel 1 CONSUGI	Antioquia A	 8.5	8.2	8.6	8.6	8.550	1.6		10.150	28.950
				 7.1	7.3	7.2	7.2	7.200	0.8			8.000	
				 4.4	4.8	3.9	5.2	4.600	0.8	-4.0		1.400	
				 7.0	7.2	7.4	6.2	7.100	2.3			9.400	
24. #253	BORJA	Juliana	Nivel 1 CONSUGI	Valle del Cauca	 7.0	7.6	7.7	7.4	7.500	0.8		0	17.400
				 4.9	4.4	5.2	4.8	4.850	0.3	-4.0		1.150	
				 6.5	7.9	6.4	6.0	6.450	1.5			7.950	

Coach				E1	E2	E3	E4	E5	E	D	Pen	Total	Total
25. #250 SOTO	Holly	Nivel 1 CONSUGI	Tolima									—	0.300
												—	
					6.0	6.0	6.0	6.0	6.000	0.1	-6.0	0.100	
					6.0	6.0	6.0	6.0	6.000	0.2	-6.0	0.200	